


WT Wall Panel



Product Description

The wall panels are suitable for use on walls due to the system that conceals joint elements. The ability to use them both laterally and vertically provides assembly flexibility and good solutions for designers. Generally produced in micro pressed form to achieve an aesthetic appearance for walls. The stone wool filler provides the best fire resistance performance.

Production Location

Balıkesir

Product Application


- Industrial Buildings
- Military Buildings
- Public Buildings
- Agricultural Buildings
- Sports Facilities
- Construction Site Buildings
- Silos
- Hypermarkets
- Shopping Centers
- Storehouse Halls
- Administrative Buildings

And all other concrete structures with steel or prefabricated load bearing systems.

Performance Advantages

- Has the best fire resistance values.
- Fast and problem-free assembly saves time and labor.
- High performance in both thermal insulation and sound insulation.
- The colorful surface eliminates the need for additional coatings like plaster and paint.
- Color options available in the RAL catalogue.
- Surface paint options available according to application (Polyester, PvdF, Plastisol, PVC).
- Applicable both laterally and vertically.
- The fastening elements being concealed provides visual advantage on walls.
- High sound insulation performance.

Measurements



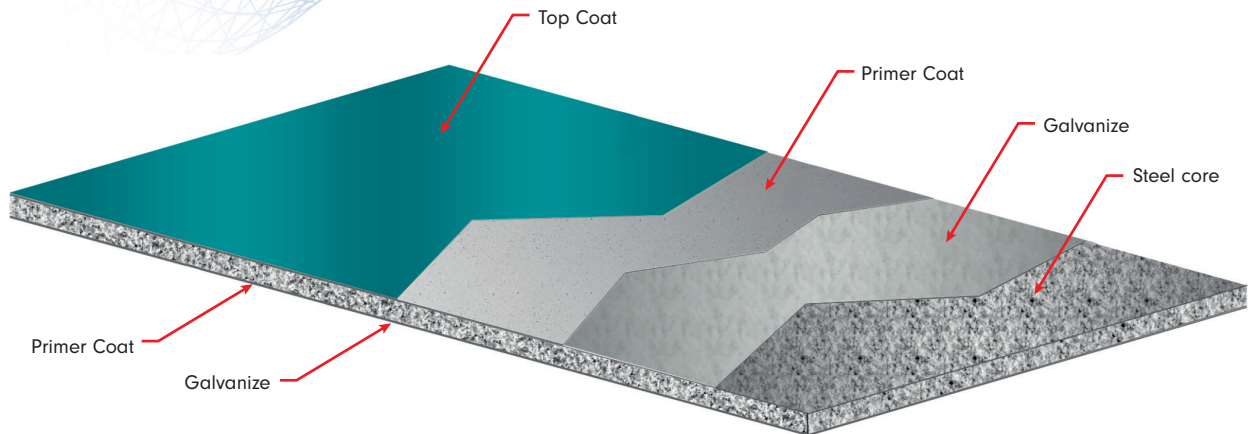
Modular Width	1000 mm
Minimum Length	3 meter
Maximum Length	Depends on transport conditions.

Mineral Wool



Mineral Wool Density	100 (±10) kg/m ³
Mineral Wool Thickness	50-60-70-80-100-120-130-150 mm
Thermal Conductivity Coefficient	0,043 W/mK
Inflammability Class (EN 13501-1)	A1
Water Absorption	By Volume 2%
Heat Resistance	600 °C
Sound Insulation Rw [dB] ≥	30
Water Vapour Diffusion (EN 12086)	1

Metallic Surface



Prepainted Galvanized Steel Surface

Type	Prepainted Galvanized Steel
External Facing Thickness	0,55-0,80 mm
Internal Facing Thickness	0,50-0,80 mm
Thickness Tolerance (EN 10143)	Nominal
Steel Quality (EN 10327)	Dx51 D+Z Prepainted Galvanized Steel (last coat polyester paint on primer)
Hot Dipped Coated Steel Grade (EN 10327)	100-275 gr/m ²
Paint Type	Polyester, PvdF, Plastisol, PVC

Load/Span Table

PPGS	PPGS	Double Span				
		Mineral Wool Thickness (mm)	150 cm	200 cm	250 cm	300 cm
External Sheet Thickness (mm)	Internal Sheet Thickness (mm)					
0,5	0,5	50	243	166	119	90
0,5	0,5	60	301	207	152	115
0,5	0,5	70	360	249	184	141
0,5	0,5	80	418	277	216	167
0,5	0,5	100	538	379	283	220
0,5	0,5	120	656	466	350	275
0,5	0,5	130	717	510	385	303
0,5	0,5	150	837	599	454	358

*Load values kg/m² * Limit value L/200 * PPGS: Painted Galvanized Steel

Coefficient of Thermal Conductivity

Panel Thickness (Stone Wool)	U Thermal Conductivity (W/m ² K)	R Thermal Conductivity (m ² K/W)	R Thermal Conductivity (ft ² °F h/Btu)
50 mm	0,840	1,190	6,760
60 mm	0,700	1,429	8,111
70 mm	0,600	1,667	9,463
80 mm	0,525	1,905	10,815
100 mm	0,420	2,381	13,519
120 mm	0,350	2,857	16,223
130 mm	0,323	3,095	17,575
150 mm	0,280	3,571	20,279

According to TS EN 14509.

Mechanical Properties

Steel Faces Yield Strength	min. 220 N/mm ²
Tensile Strength of Panel	min. 0,018 Mpa
Shear Strength of Core Material	min. 0,06 Mpa
Shear Modulus of Core Material	min. 3,0 Mpa
Compressive Strength of Core Material	min. 0,07 Mpa
Bending Moment Capacity in Span	min. 2,5 KNm/m (Straight) min. 1,5 KNm/m (Reverse)
Shear Strength After Long-Continued Loading	t:1.000 hours min. 0,02 Mpa t:2.000 hours min. 0,019 Mpa t:100.000 hours min.0,017 Mpa
Torsion Stress in Span	min. 40 Mpa (Reverse) min. 50 Mpa (Straight)

According to TS EN 14509.








Tolerances

Panel Length	Panel Thickness	Panel Cover Width	Rectangularity
If L ≤ 3000 mm., ±5mm If L > 3000 mm, ± 10mm	D ≤ 100mm ±2mm	± 2mm for all profiles	0.6% of s ≤ nominal cover thickness (Width x 0.006)

Standard Package

Thickness (mm)	50	60	70	80	100	120	130	150
Quantity	19	16	14	12	9	8	7	6

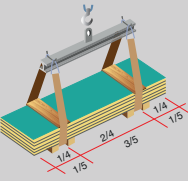


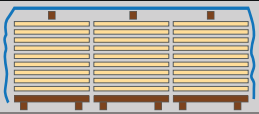

Standard Color Options

RAL 3009	RAL 5010	RAL 5018	RAL 6021	RAL 7016	RAL 9002	RAL 9006
						

Joint Details



Transportation and protection of sandwich panel

 <p>During hoisting take precaution for the sling.</p>	 <p>Do not drag panels in a pile, or on the roof purlins. Lift panels from both ends when moving or laying in place.</p>	 <p>Panels to be stored on site for long periods should be stacked in covered areas. Wherever possible, always place stacks preferably on wooden wedges, against ground water.</p>	 <p>For shorter periods, stacks should be arranged on sloppy areas with a simple scaffolding and polyethilen cover, leaving space for ventilation. Place stacks on a simple wedge.</p>	 <p>Do not walk on panels.</p>
---	---	---	--	---